



KNIT
SKILL LEVEL: **BEGINNER**



Julia Madill
Designer

ABBREVIATIONS

Approx =

Approximately

Beg = Beginning

K = Knit

K2tog = Knit next
2 stitches together

Pat = Pattern

Rep = Repeat

St(s) = Stitch(es)

Yo = Yarn over

MEASUREMENTS

Approx 24 x 70" [61 x 178 cm].

Rep last row for Easy Eyelet Pat until work from beginning (beg) measures 68" [173 cm].

GAUGE

15 sts and 30 rows = 4" [10 cm] in Easy Eyelet Pat.

 1 Start here

INSTRUCTIONS


Note: Wrap is reversible. There is no right or wrong side.


Cast on 91 stitches (sts) (multiple of 3 sts + 16). **Do not** join. Working back and forth across needle in rows, proceed as follows:


Knit 16 rows (garter st).

Next row: Knit 8 (K8). *K1. Yarn over (yo). Knit next 2 stitches together (K2tog). Repeat (Rep) from * to last 8 sts. K8.

Key

 = Knit

 = yo

 = K2tog

Knit 16 rows (garter st).
Cast off.

FINISHING

Pin Wrap to measurements on a flat surface. Cover with a damp cloth, leaving cloth to dry.

MATERIALS

Patons® Alpaca Blend™ (3.5 oz/100 g; 155 yds/142 m)

Iceberg (01010)

7 balls

Size U.S. 10 (6 mm) circular knitting needle 29" [73.5 cm] long **or size needed to obtain gauge.**