



KNIT | SKILL LEVEL: INTERMEDIATE

## ABBREVIATIONS

**Alt** = Alternate  
**Beg** = Begin(ning)  
**Cont** = Continue(ity)  
**Dec('d)** = Decrease(d)  
**Inc('d)** = Increase(ed)  
**Inc2** = K1 below, without slipping stitch off left-hand needle, yo, then K1 below into same stitch. 2 stitches increased.  
**K** = Knit  
**K1below** = Knit into next stitch 1 row below, at same time slipping off stitch above

**K3tog** = Knit next 3 stitches together  
**K3togtbl** = Knit next 3 stitches together through back loops  
**P** = Purl  
**PM** = Place marker  
**Pat** = Pattern  
**Rem** = Remain  
**Rep** = Repeat  
**RS** = Right side  
**Sl1** = Slip next stitch knitwise  
**Slm** = Slip marker  
**St(s)** = Stitch(es)  
**Yo** = Yarn over  
**WS** = Wrong side



## MATERIALS

**Caron® Simply Soft®** (Solids: 6 oz/170 g; 315 yds/288 m; Heathers: 5 oz/141.7 g; 250 yds/228 m)

Sizes	XS/S	M	L	XL	2/3XL	4/5XL	
<b>Contrast A</b> Woodland Heather (H9503)	1	2	2	2	2	3	ball(s)
<b>Contrast B</b> Persimmon (39754)	2	3	3	3	3	4	balls
<b>Contrast C</b> Dark Country Blue (39711)	2	3	3	3	4	4	balls

Sizes U.S. 7 (4.5 mm) and U.S. 8 (5 mm) knitting needles **or size needed to obtain gauge.** 4 stitch markers. 4 stitch holders.

## SIZES

### To fit bust measurement

<b>XS/S</b>	28-34" [71-86.5 cm]
<b>M</b>	36-38" [91.5-96.5 cm]
<b>L</b>	40-42" [101.5-106.5 cm]
<b>XL</b>	44-46" [112-117 cm]
<b>2/3XL</b>	48-54" [122-137 cm]
<b>4/5XL</b>	56-62" [142-157.5 cm]

### Finished bust

<b>XS/S</b>	44" [112 cm]
<b>M</b>	47½" [120.05 cm]
<b>L</b>	51" [129.5 cm]
<b>XL</b>	56" [142 cm]
<b>2/3XL</b>	60" [152.5 cm]
<b>4/5XL</b>	63½" [161.5 cm]

## GAUGE

17 sts and 34 rows = 4" [10 cm] with larger needles in Shaker Rib Pat.

## INSTRUCTIONS

*The instructions are written for smallest size. If changes are necessary for larger sizes the instructions will be written thus ( ). Numbers for each size are shown in the same color throughout the pattern. When only one number is given in black, it applies to all sizes.*

### Notes:

- When working from chart, wind small balls of the colors to be used, one for each separate area of color in the design. To change colors, wind the 2 colors around each where they meet, on WS, to avoid a hole.
- All color changes in chart are made on WS rows

## BACK

\*\*With smaller needles and A, cast on **79** (87-95-105-113-121) sts.

**1st row:** (RS). Sl1. \*P1. K1. Rep from \* to end of row.

**2nd row:** Sl1. \*K1. P1. Rep from \* to end of row.

Rep last 2 rows ribbing twice more.

Change to larger needles and proceed as follows:

**1st row:** (RS). Sl1. P1. K1below. P1. Inc2. \*P1. K1below. Rep from \* to last 5 sts. Inc2. P1. K1below. P1. K1 - 4 sts inc'd. **83** (91-99-109-117-125) sts.

**2nd and alt rows:** Sl1. Knit to last st. P1.

**3rd, 5th and 7th rows:** Sl1. P1. \*K1below. P1. Rep from \* to last st. K1.

**8th row:** Sl1. Knit to last st. P1. Rep last 8 rows once more, then 1st row once. **91** (99-107-117-125-133) sts.

**Next row:** (WS). Cast on 1 st. Knit to last st. P1.

**Next row:** (RS). Cast on 1 st. P1. \*K1below. P1. Rep from \* to end of row. **93** (101-109-119-127-135) sts. PM at each end of row.

**Next row:** Knit.

**Next row:** P1. \*K1below. P1. Rep from \* to end of row.

Rep last 2 rows for Shaker Rib Pat.

Work Chart I (I-I-I-II-II) in Shaker Rib Pat, reading RS rows from right to left and WS rows from left to right until Chart is complete, noting first row is WS and color changes are made on WS rows. Break A and B.

**Note:** Chart I is shown on pages 4 and 5. Chart II is shown on pages 6 and 7.

With C, work **4** (4-4-4-6-6) rows even in Shaker Rib Pat.

**Shape raglans:** Keeping cont of pat, cast off **6** (6-7-8-9-11) sts at beg of next 2 rows. **81** (89-95-103-109-113) sts.

**Note:** Shaping is worked on WS rows.

**Next row (Dec row):** (WS). K**4** (4-5-4-5-5). K3togtbl. Knit to last **7** (7-8-7-8-8) sts. K3tog. K**4** (4-5-4-5-5) - 4 sts dec'd. **77** (85-91-99-105-109) sts.\*\*

Cont in pat, rep dec row every **8th** (6th-6th-6th-6th-6th) row **4** (14-15-11-11-11) times more. **61** (29-31-55-61-65) sts.

**Sizes XS/S, XL, 2/3XL and 4/5XL only:** Rep dec row every following **6th** (4th-4th-4th) row **8** (6-7-8) times more.

**All sizes:** Slip rem **29** (29-31-31-33-33) sts onto st holder.

## FRONT

Work from \*\* to \*\* as given for Back.

Cont in pat, rep dec row every **8th** (6th-6th-6th-6th-6th) row **4** (11-12-11-11-11) times more. **61** (41-43-55-61-65) sts.

**Sizes XS/S, XL, 2/3XL and 4/5XL only:** Rep dec row every following **6th** (4th-4th-4th) row **5** (1-2-3) time(s) more. **41** (51-53-53) sts.

**All sizes:** Work 1 row even in pat.

**Shape neck: 1st row:** (WS). K**13** (13-13-18-18-18) (neck edge). **Turn.** Leave rem sts on a spare needle.

Dec 1 st at neck edge on next and every following 4th row AT SAME TIME cont to work raglan dec rows as established every **6th** (6th-6th-4th-4th-4th) row **3** (3-3-5-5-5) times more. 3 sts rem.

**Next row:** K3tog. Fasten off.

With WS facing, slip next **15 (15-17-15-17-17)** sts onto st holder for front neck. Join C to rem sts. Knit to end of row.

Dec 1 st at neck edge on next and every following 4th row AT SAME TIME cont to work raglan dec rows as established every **6th (6th-6th-4th-4th-4th)** row **3 (3-3-5-5-5)** times more. 3 sts rem.

**Next row:** K3tog. Fasten off.

## SLEEVES

With smaller needles and B, cast on **31 (31-33-35-37-37)** sts.

**1st row:** (RS). \*P1. K1. Rep from \* to last st. P1.

**2nd row:** \*K1. P1. Rep from \* to last st. K1.

Rep last 2 rows twice more.

Change to larger needles and proceed as follows:

**1st row:** (RS). P1. \*K1below. P1. Rep from \* to end of row.

**2nd and alt rows:** Knit.

**3rd row:** P1. (K1below. P1) **5 (5-6-6-7-7)** times. Inc2. PM. (P1. K1below) 3 times. P1. PM. Inc2. (P1. K1below) **5 (5-6-6-7-7)** times. P1 - 4 sts inc'd. **35 (35-37-39-41-41)**.

**5th row:** P1. \*K1below. P1. Rep from \* to end of row.

**7th row:** P1. \*K1below. P1. Rep from \* to 1 st before marker. Inc2. Slm. (P1. K1below) 3 times. P1. Slm. Inc2. \*\*P1. K1below. Rep from \*\* to last st. P1.

**9th row:** P1. \*K1below. P1. Rep from \* to end of row.

**10th row:** Knit.

Rep last 4 rows **5 (6-6-6-7-9)** times more. **59 (63-65-67-73-81)** sts.

**Next row:** (RS). P1. \*K1below. P1. Rep from \* to end of row.

**Next row:** Knit.

Rep last 2 rows Shaker Rib Pat until Sleeve from beg measures **14 (14-15-15-15¾-16¾)" [35.5 (35.5-38-38-40-42.5) cm]** ending on a RS row. Break B.

With C, work **4 (4-4-4-6-6)** rows even in pat.

**Shape raglans:** Keeping cont of pat, cast off **6 (6-7-8-9-11)** sts at beg of next 2 rows. **47 (51-51-51-55-59)** sts.

**Note:** Shaping is worked on WS.

**1st row (Dec row):** (WS). K4 (**4-5-4-5-5**). K3togtbl. Knit to last **7 (7-8-7-8-8)** sts. K3tog. K4 (**4-5-4-5-5**) - 4 sts dec'd. **43 (47-47-47-51-55)** sts.

Cont in Shaker Rib Pat, working Dec row every 10th row **4 (3-5-5-3-1)** time(s) more, then every following 8th row **5 (7-5-5-8-11)** times more. Slip rem 7 sts onto st holder.

## FINISHING

Sew raglan seams, leaving left back raglan seam open.

**Neckband:** With RS facing, C and smaller needles, K7 from left sleeve st holder, dec 2 sts evenly across. Pick up and knit 16 sts down left front neck edge. **K15 (15-17-15-17-17)** from front neck st holder. Pick up and knit 16 sts up right front neck edge. K7 from left sleeve st holder, dec 2 sts evenly across. **K29 (29-31-31-33-33)** from back st holder, dec **4 (4-4-2-2-2)** sts evenly across. **82 (82-86-86-90-90)** sts.

**Next row:** (WS). \*K1. P1. Rep from \* to end of row.

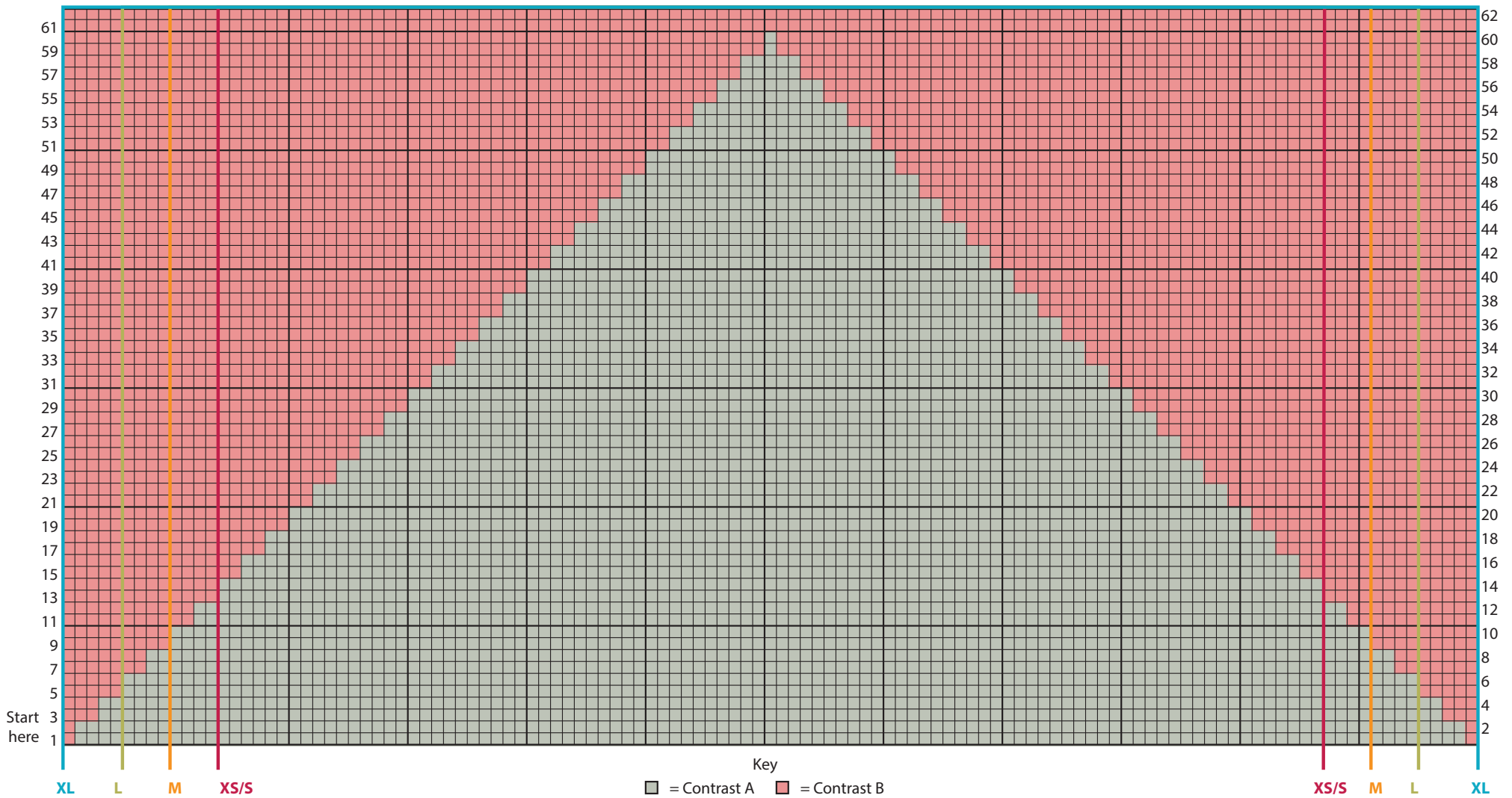
Rep last row of (K1. P1) ribbing 7 times more.

Cast off in ribbing.

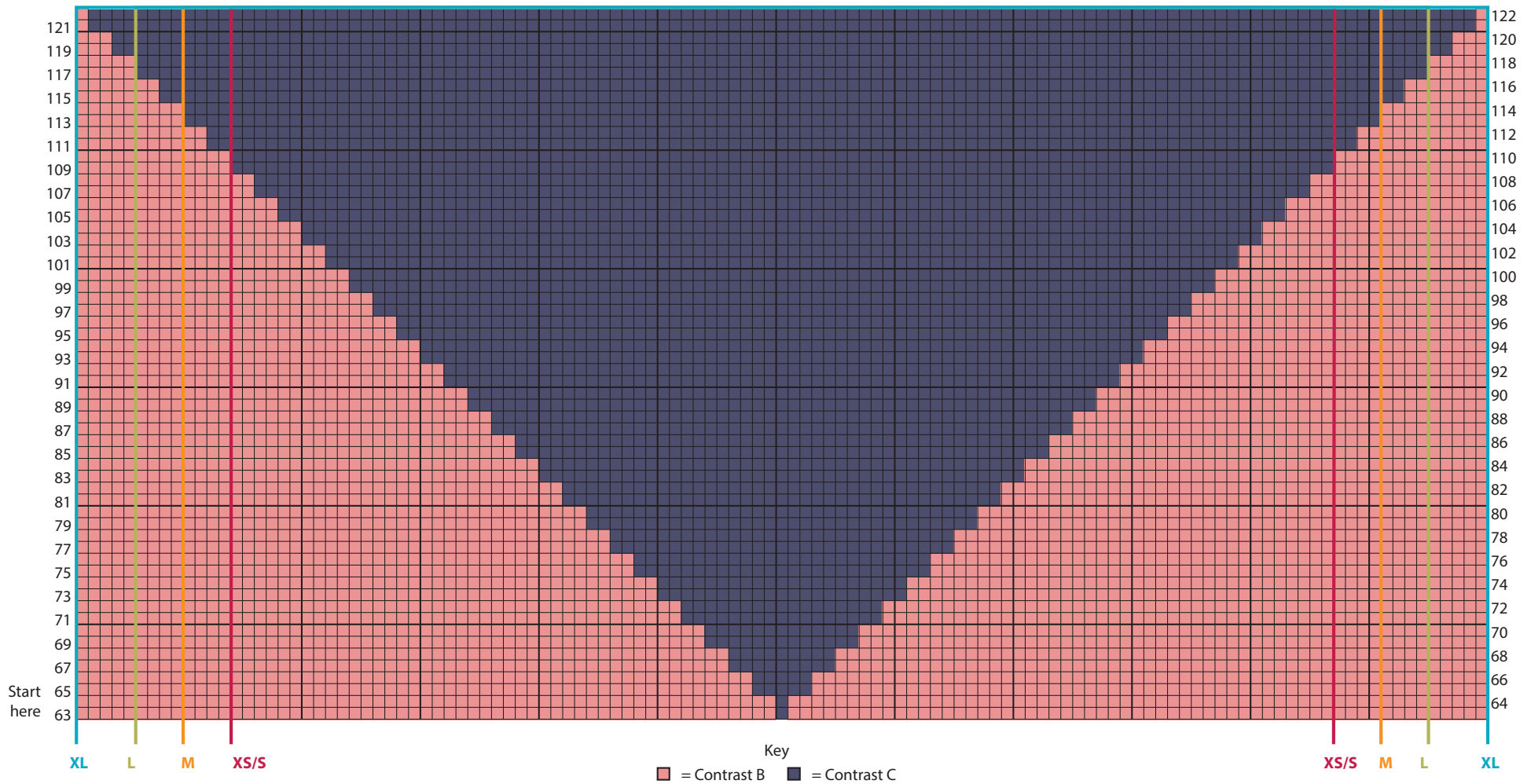
Sew left back raglan and neckband seam. Sew side seams from markers to underarm. Sew Sleeve seams.



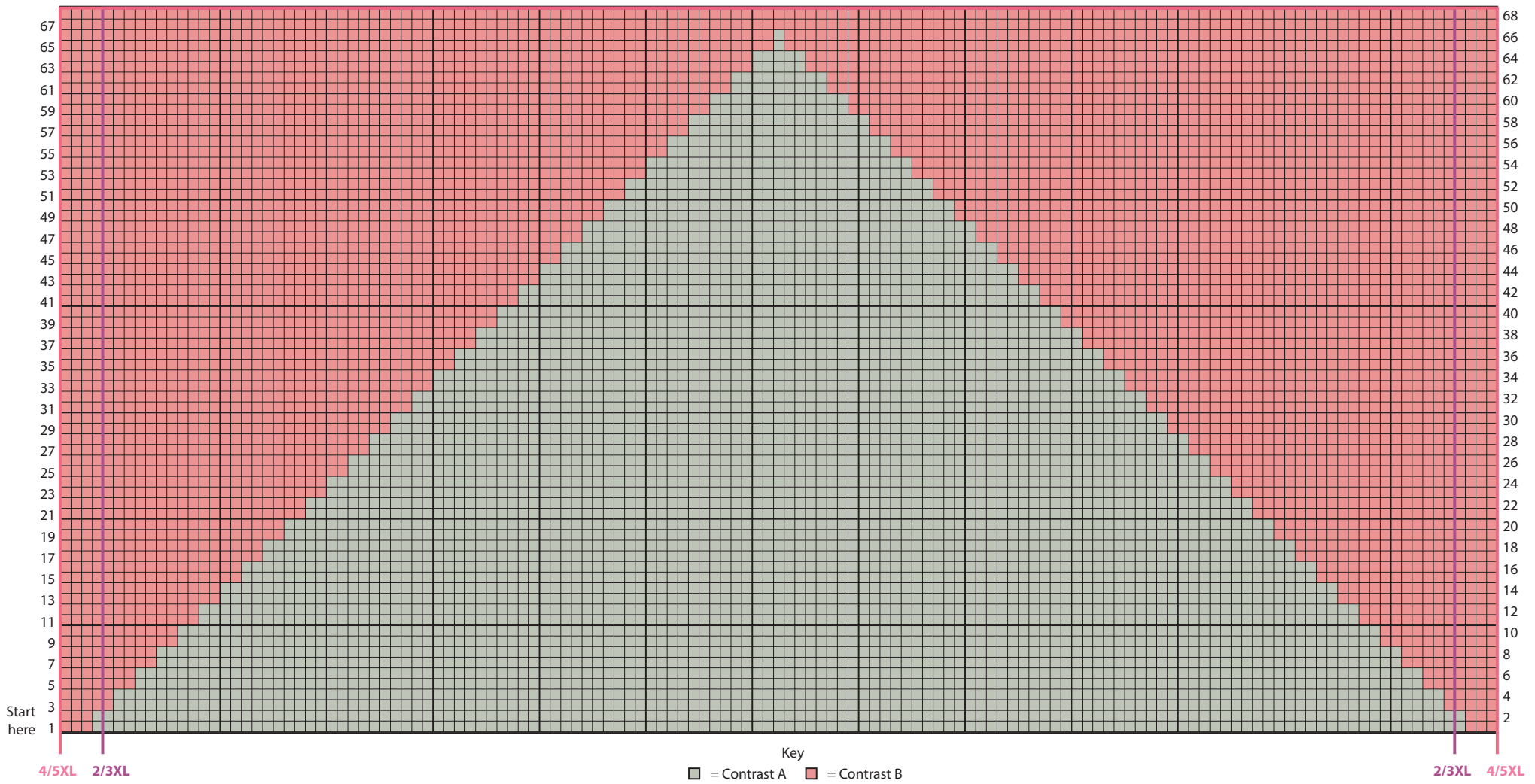
Chart I - Continues on page 5.



**Chart I**



**Chart II - Continues on page 7.**





## Chart II

