



 CROCHET | SKILL LEVEL: **EASY**

MEASUREMENTS

Approx 39" x 44" [99 x 112 cm].

GAUGE

6 dc and 3 rows = 4" [10 cm].

INSTRUCTIONS

Ch 87. (Foundation ch multiple of 14 ch + 17).

1st row: (RS). 2 dc in 4th ch from hook (counts as 3 dc). 1 dc in each of next 3 ch. (Dc3tog) twice. 1 dc in each of next 3 ch. *3 dc in each of next 2 ch. 1 dc in each of next 3 ch. (Dc3tog) twice. 1 dc in

each of next 3 ch. Rep from * to last ch. 3 dc in last ch. Turn.

2nd row: Ch 3 (counts as dc). 2 dc in first dc. 1 dc in each of next 3 dc. (Dc3tog) twice. 1 dc in each of next 3 dc. *3 dc in each of next 2 dc. 1 dc in each of next 3 dc. (Dc3tog) twice. 1 dc in each of next 3 dc. Rep from * to last dc. 3 dc in last dc. Turn.

Rep 2nd row for pat.

Cont in pat until work from beg measures approx 44" [112 cm]. Fasten off.

MATERIALS

Bernat® Baby Blanket Stripes™ (10.5 oz/300 g; 220 yds/201 m)
Seaglass (60009) **3 balls**

Size U.S. M/13 (9 mm) crochet hook **or size needed to obtain gauge.**

ABBREVIATIONS

Approx =

Approximately

Beg = Begin(ning)

Ch = Chain(s)

Cont = Continue(ity)

Dc = Double crochet

Dc3tog = (Yoh and

draw up a loop in

next stitch) 3 times.

Yoh and draw

through all loops on

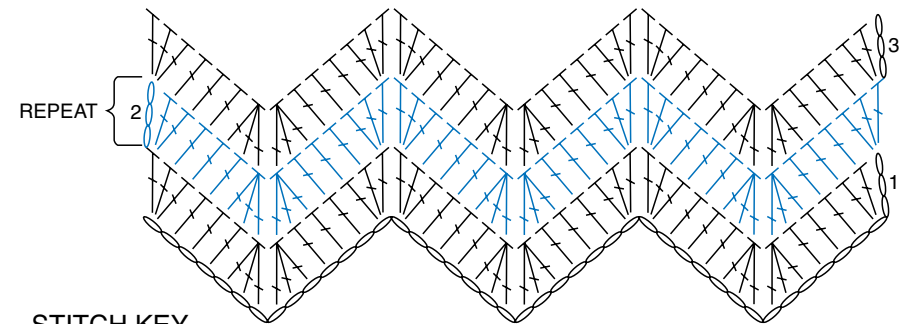
hook

Pat = Pattern


Rep = Repeat


RS = Right side


Yoh = Yarn over hook



STITCH KEY

 = chain (ch)

 = double crochet (dc)

 = double crochet 3 together (dc3tog)

REDUCED SAMPLE OF PATTERN